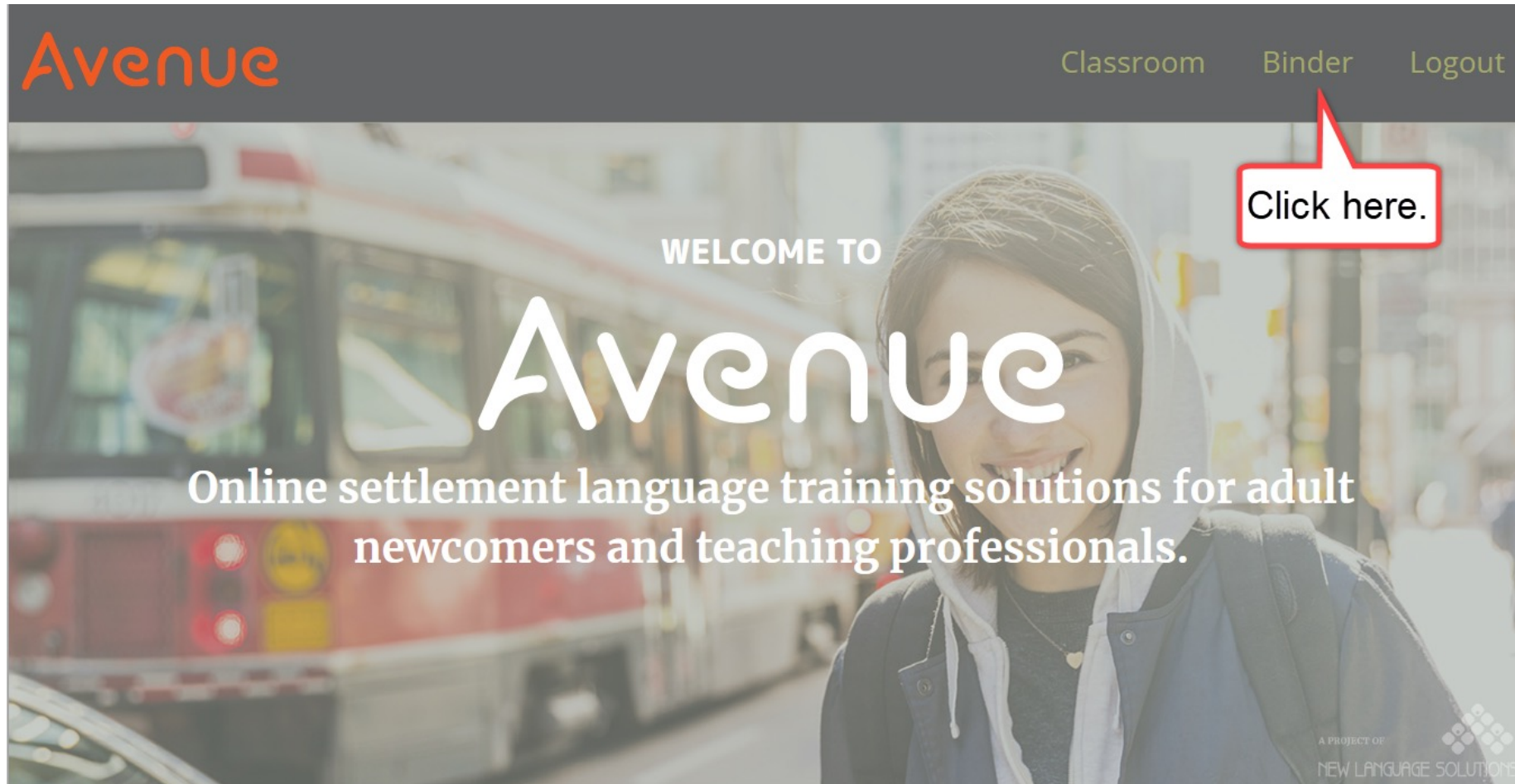


WELCOME TO

Avenue

How to View and Download your Artifacts

1. Click on Binder.



You see your ePortfolio.

My Portfolio
Canadian Language Benchmarks
My Canada
Where I Live
Helpful English

Listening
Reading
Writing
Speaking
Other
About Me
Name
Course
10
Oldest

CLB 4 Speaking and Listening (JT)
Updated 3 years ago

Ted Talks - Listening Task ...

CLB 4 Reading and Writing (JT)
Updated 3 years ago

Ted Talks - Listening Task ...

LINC 5-6 (JE)
Updated 29 months ago

feedback.Speaking.Nov23

LINC 5-6 (JE)
Updated 29 months ago

FL1090_April29_allan

LINC 3-4 (John_A)
Updated 29 months ago

Listening CLB 1.2

LINC 3-4 (John_A)
Updated 29 months ago

On each card, you see many parts.



2. Click on  to **View** the artifact.

Leaving a Voice Message 1 📎

Avenue

Lee Chan
Apr 14, 2023

Speaking

Sepideh's Course
Canada LINC #1

Leaving a Voice Message 1


Speaking Test

When your instructor has signed off on your speaking test, please follow the instructions below to leave a voice message for your instructor. The message will be used for your speaking test and will be available to your instructor. You will receive a notification when your message has been received.



- You cannot edit or delete your voice message once it has been recorded. You can, however, delete your voice message if you are not satisfied with the recording.

Click on the **Leaving a Voice Message** button to start recording your message. You will see a red bar at the bottom of the screen. When you are finished recording your message, click on the **Stop** button. Your message will be saved and you will receive a notification when it has been received.

More Details



Sepideh's Course
Updated 2 months ago

View

You see:

Artifact Preview

1 of 1 Automatic Zoom

Avenue

Lee Chan
Mar 14, 2023

Speaking

Sepideh's Course
Canada (LINC 4)

Leaving a Voice Message 1

Speaking Task

Your name

Date

Name of class

Name of activity

You see your grade. You see your teacher's name.

Artifact Preview

Avenue

Lee Chan
Mar 14, 2023

Speaking

Sepideh's Course
Canada (LINC 4)
Leaving a Voice Message 1

Speaking Task
Note: Your instructor may suggest a different way of completing this speaking task. Please follow his or her instructions.

Imagine you are calling a government agency for the reason below. No one answers, so you get voice mail asking you to leave a short message with the following information: Your name, your phone number and the reason for your call.

- Your spouse wants to take your children back to your home country for the summer, without you. You have heard that he/she needs a letter with your signature to take the children out of the country. Call Citizenship and Immigration to ask if this is true and where you can get the form.

Click on the **Add submission** button to record your voice (or follow your teacher's instructions) and record your message for your teacher to hear. Please allow access to your microphone if prompted. The maximum length of your recording is 30 seconds.

Grade: 0.95
Teacher: Sepideh Alavi
Teacher Feedback: Great job! You could add more information about the architect.

Files Embedded

Close

Your grade

Your teacher's comments

3. Click Close.

The screenshot shows a web browser window titled "Artifact Preview". The interface includes a top navigation bar with icons for menu, trash, draw, and read aloud, along with a page indicator "1 of 1". The main content area displays the "Avenue" logo, the name "Lee Chan" with the date "Mar 14, 2023", and a "Speaking" task titled "Sepideh's Course" for "Canada (LINC 4)". The task is "Leaving a Voice Message 1". The instructions describe a speaking task where the user must leave a voice message for a government agency. A list of bullet points provides context for the task. At the bottom, there is a "Grade: 0.95", "Teacher: Sepideh Alavi", and "Teacher Feedback: Great job! You could add more informatior". A red callout box with the text "Click here." points to a "Close" button in the bottom right corner of the window.

Artifact Preview

Lee Chan
Mar 14, 2023

Speaking

Sepideh's Course
Canada (LINC 4)

Leaving a Voice Message 1

Speaking Task
Note: Your instructor may suggest a different way of completing this speaking task. Please follow his or her instructions.

Imagine you are calling a government agency for the reason below. No one answers, so you get voice mail asking you to leave a short message with the following information: Your name, your phone number and the reason for your call.

- Your spouse wants to take your children back to your home country for the summer, without you. You have heard that he/she needs a letter with your signature to take the children out of the country. Call Citizenship and Immigration to ask if this is true and where you can get the form.

Click on the **Add submission** button to record your voice (or follow your teacher's instructions) and record your message for your teacher to hear. Please allow access to your microphone if prompted. The maximum length of your recording is 30 seconds.

Grade: 0.95
Teacher: Sepideh Alavi
Teacher Feedback: Great job! You could add more informatior

Click here.

Close

4. Click on  to download the artifact.

Leaving a Voice Message 1

Avenue

Lee Chan
Apr 14, 2023

Speaking

Sepideh's Course
Course ID: 10

Leaving a Voice Message 1

Learning Goal
After this activity, you should be able to use of appropriate speaking skills. Please follow the instructions.

Before you start recording your message, please check the instructions to ensure you are recording your message correctly and the following information: You have your phone on and the microphone is on.


- The system will make your introduction to your presentation. For the purpose of this activity, the system will make your introduction and your presentation to the system. The system will make your introduction and your presentation to the system. The system will make your introduction and your presentation to the system.

Click on the **Record** button to start recording your message. You can stop recording your message at any time by clicking on the **Stop** button. Please do not stop recording your message. The system will make your message to the system.



Word: 100
Time: 10 minutes
Number of Attempts: 10

Feedback: [Click here to see the feedback for this activity.](#)

Feedback:

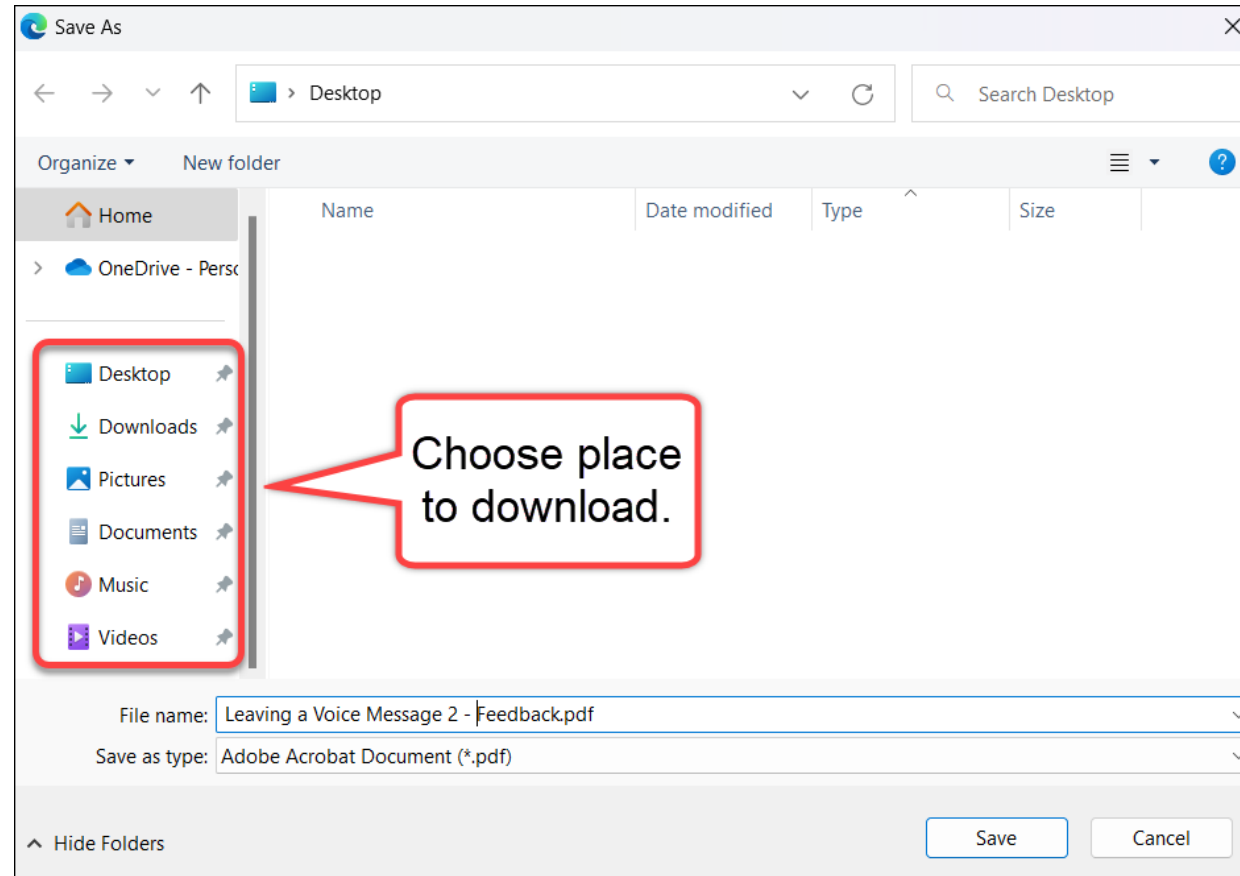


Sepideh's Course
Updated 2 months ago

Download

Where do you want to download?



5. Click on Save.

